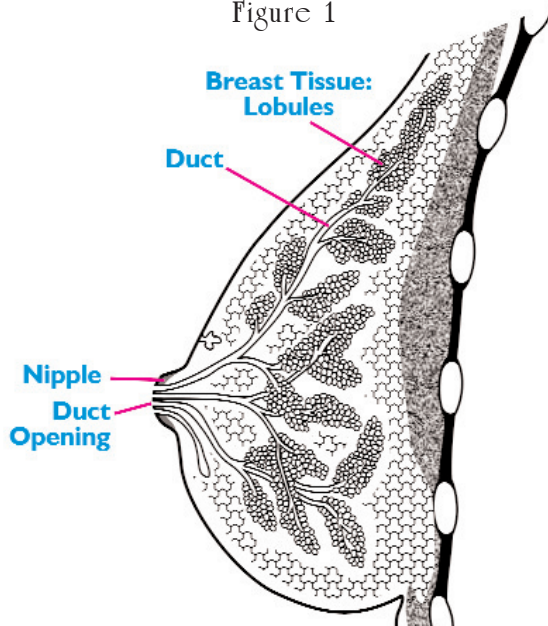


Breast Cancer Research

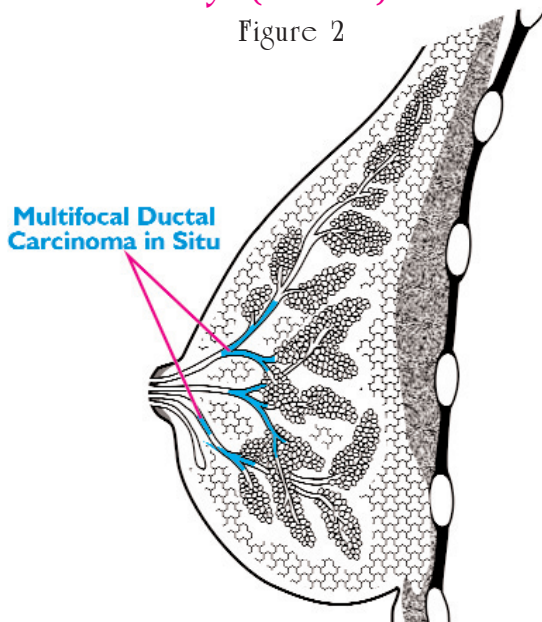
Healthy Female Breast

Figure 1



Unhealthy (DCIS) Breast

Figure 2



How can I find out how,
if I can participate?

You could be eligible if:

- ❖ You have been diagnosed with DCIS and have not yet been treated;
- ❖ Are a female 18 years of age or older;
- ❖ Have no known serious illnesses (immune/ blood disorders, cardiac disease).

Where will the study take place?

- ❖ The study is being conducted at the University of Pennsylvania Medical Center under the direction of Dr. Brian Czerniecki.

To learn more about this study


Contact: Dr. Brian Czerniecki
Rowan Breast Center
3400 Spruce Street
Philadelphia, PA 19104
215-662-4392
or visit our website at
www.oncolink.com



1-800-789-PENN ■ pennhealth.com



This pamphlet is designed to provide you with important information about DCIS and advanced treatment options.



University of Pennsylvania

215-662-4392

Breast Cancer Research

Currently, numerous therapeutic programs and advanced imaging techniques exist for the diagnosis, treatment and prevention of breast cancer. In the wake of consistently rising incidence rates, however, the need for a more effective means of treating and preventing breast cancer remains.

The purpose of this study is to examine the feasibility and effectiveness of an innovative treatment for patients diagnosed with ductal carcinoma in-situ (DCIS, a non-invasive form of breast cancer, see Figures 1 & 2) that may prevent the disease from recurring. This alternative approach focuses on your body's immune system and uses your own cells to develop a vaccine that will attack the cancer cells and may prevent the development of invasive breast cancer. Whereas estrogen receptor-expressing tumors can be treated with anti-estrogen drugs such as Tamoxifen, HER-2/neu overexpressing DCIS does not have an analogous treatment option. One of the goals of this study is to determine whether vaccines could be a viable treatment option.

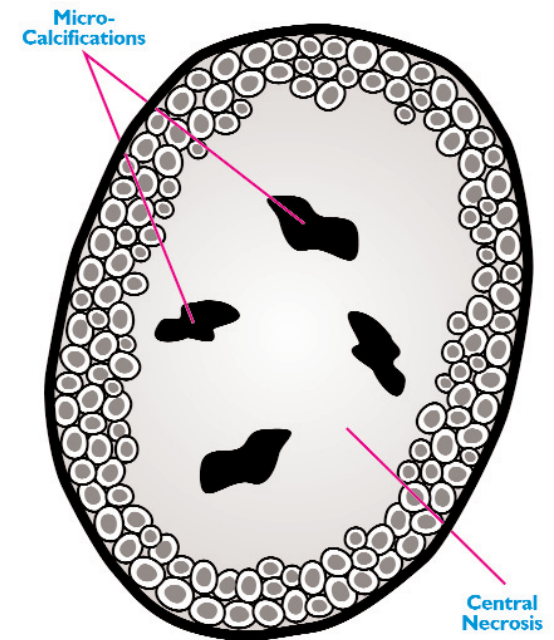
What will I have to do if I participate in the study?

At the start of this program and, again at the completion of the vaccines, we will draw blood through leukapheresis, a procedure for collecting white blood cells. You will also undergo a breast MRI (Magnetic Resonance Imaging) and a MUGA scan. You will then receive four vaccines over a four-week period, followed by an additional mammography and MRI. At the end of the four-week vaccination period you will undergo surgery for the removal of any remaining DCIS in the breast as well as ductal lavage and/or ductoscopy.

Alternative Treatment

The alternative treatment to this study would be to undergo surgery (mastectomy or lumpectomy) and radiation therapy (if necessary).

Single Duct DCIS



If you are interested in learning more about this study, please visit our website at www.oncolink.com or contact Dr. Brian Czerniecki,

215-662-4392